

PLEASE CLICK ON THE PAGE NUMBER TO MOVE TO THE RELEVANT PAGE.

KEY HIGHLIGHTS

Sector

Offshore Marine

Near-term concerns over the oil price, but long-term oil prices justify continued investment in the sector by oil majors and NOCs. Top pick: Seatrrium.

Page 2

TRADERS' CORNER

Singapore Tech Engineering (STE SP): Trading BUY

DBS Group Holdings (DBS SP): Trading BUY

Page 5

KEY INDICES

| | Prev Close | 1D % | 1W % | 1M % | YTD % |
|------------------------|------------|-------|-------|-------|-------|
| DJIA | 41503.1 | (0.2) | 1.6 | 2.1 | 10.1 |
| S&P 500 | 5618.3 | (0.3) | 1.2 | 1.2 | 17.8 |
| FTSE 100 | 8253.7 | (0.7) | 0.7 | (0.7) | 6.7 |
| AS30 | 8364.3 | 0.0 | 2.1 | 2.1 | 6.8 |
| CSI 300 | 3171.0 | 0.4 | (0.7) | (5.5) | (7.6) |
| FSSTI | 3592.4 | (0.0) | 1.7 | 7.1 | 10.9 |
| HSCEI | 6176.0 | 1.4 | 2.5 | 0.2 | 7.1 |
| HSI | 17660.0 | 1.4 | 2.5 | 1.3 | 3.6 |
| JCI | 7829.1 | (0.0) | 0.9 | 4.9 | 7.6 |
| KLCI | 1660.6 | (0.2) | 0.0 | 0.7 | 14.2 |
| KOSPI | 2575.4 | 0.1 | 1.2 | (4.5) | (3.0) |
| Nikkei 225 | 36380.2 | 0.5 | 0.6 | (2.7) | 8.7 |
| SET | 1435.8 | (0.1) | 1.4 | 8.5 | 1.4 |
| TWSE | 21678.8 | (0.8) | 2.9 | (3.3) | 20.9 |
| BDI | 1890 | (0.6) | (3.7) | 10.7 | (9.7) |
| CPO (RM/mt) | 3901 | (2.4) | (2.7) | 0.3 | 5.0 |
| Brent Crude (US\$/bbl) | 74 | (0.1) | 4.3 | (7.6) | (4.4) |

Source: Bloomberg

TOP TRADING TURNOVER

| Company | Price (S\$) | Chg (%) | 5-day ADT (\$m) |
|------------------------------|-------------|---------|-----------------|
| DBS Group Holdings | 38.10 | 0.3 | 197.1 |
| Singapore Telecommunications | 3.33 | 0.0 | 163.8 |
| Oversea-Chinese Banking Corp | 15.34 | 0.4 | 105.6 |
| Capitaland Integrated Commer | 2.12 | (1.9) | 80.5 |
| United Overseas Bank | 32.55 | 0.0 | 63.3 |

TOP GAINERS

| Company | Price (S\$) | Chg (%) | 5-day ADT (\$m) |
|------------------------------|-------------|---------|-----------------|
| Riverstone Holdings | 0.94 | 2.7 | 3.6 |
| Sembcorp Industries | 5.30 | 2.1 | 17.3 |
| Yangzijiang Shipbuilding | 2.63 | 1.9 | 43.2 |
| Mandarin Oriental - Jers Reg | 1.67 | 1.8 | 0.1 |
| Pacific Century Region Devel | 0.32 | 1.6 | 0.0 |

TOP LOSERS

| Company | Price (S\$) | Chg (%) | 5-day ADT (\$m) |
|-----------------------------|-------------|---------|-----------------|
| ESR-Logos REIT | 0.28 | (5.1) | 3.8 |
| Top Glove Corp | 0.33 | (4.4) | 2.8 |
| OUE Real Estate Investment | 0.33 | (3.0) | 1.6 |
| Lendlease Global Commercial | 0.62 | (2.4) | 3.3 |
| Frasers Property | 0.86 | (2.3) | 0.2 |

*ADT: Average daily turnover

KEY ASSUMPTIONS

| GDP (% yoy) | 2023 | 2024F | 2025F |
|----------------------------|-------|-------|-------|
| US | 2.5 | 1.2 | 2.5 |
| Euro Zone | 0.4 | 0.8 | 1.4 |
| Japan | 1.9 | 1.0 | 1.9 |
| Singapore | 1.1 | 2.9 | 3.2 |
| Malaysia | 3.6 | 4.6 | 4.7 |
| Thailand | 1.9 | 2.8 | 3.1 |
| Indonesia | 5.1 | 5.2 | 5.3 |
| Hong Kong | 3.3 | 2.7 | 2.8 |
| China | 5.2 | 4.5 | 4.2 |
| CPO (RM/mt) | 5,088 | 4,000 | 4,200 |
| Brent (Average) (US\$/bbl) | 99.0 | 81.0 | 84.0 |

Source: Bloomberg, UOB ETR, UOB Kay Hian

SECTOR UPDATE

Offshore Marine – Singapore

Unmoved And Unaffected By Poor Oil Price Sentiment

Sentiment on oil prices remains fragile with worries over lower demand and higher supply taking centre stage. However, rig day rates and utilisation rates remain robust even in the face of contract cancellations in Saudi Arabia in 2Q24 as several of the jack-ups have found replacement work. Importantly, Seatrium is arguably oil-price agnostic given its exposure to the lower risk, late-cycle segment of field production via its FPSO construction projects in Brazil for Petrobras. Maintain OVERWEIGHT on the sector.

WHAT'S NEW

- **Industry dynamics remain robust despite weaker oil prices.** Market concerns over a potential global recession has driven oil prices lower with the Brent oil price declining 16% over the past six months and down 9% ytd. Nevertheless, rig day rates and utilisation rates have gone from strength to strength (see charts on pg 4), even in the face of negative events, eg Saudi Aramco's cancellation of multiple jack-up contracts in 2Q24.
- **A potential slowdown in the global economy in 2025 has led to consensus downgrades in oil price forecasts,** with China's economic malaise being blamed for lower oil consumption next year. In addition, OPEC, the IEA and a number of industry forecasts point to a potential oil supply glut from non-OPEC countries which could require OPEC to further cut oil production. Ameliorating these factors is US shale's relatively high breakeven oil price of US\$60/bbl or more. Thus, production could be shuttered should prices decline into the US\$60-65 range in our view, though Brent oil for delivery in 2030 is currently at around US\$69/bbl.
- **M&A heating up in Singapore.** Evidence of the high corporate interest in late-cycle offshore marine plays can be found in Hanwha Ocean's voluntary conditional cash offer for Dyna-Mac (DMHL SP, NOT RATED) at S\$0.60/share announced on 11 Sep 24. Annualising DMHL's 1H24 net profit of S\$39m and excluding the S\$308m in cash on its balance sheet, the takeover PE multiple of 5x appears inexpensive. We note that DMHL's closing share price of S\$0.62 yesterday is above Hanwha's offer price.
- **Brazil & FPSOs – Key growth drivers for Seatrium.** STM is currently building six of Petrobras' 11 FPSOs that will be deployed to offshore Brazil between 2H24 and 2028. Apart from these, we highlight that there are another 7-11 new FPSOs required in Brazil that Petrobras planned to come onstream after 2029 but has yet to contract out. Assuming medium-sized FPSOs, these projects could be worth between US\$20-30b and will need to be awarded in the next 12-24 months if production timelines are to be met.

ACTION

- **Maintain OVERWEIGHT on the sector.** While our conviction levels for STM have been affected by regulatory overhang, thus resulting in our valuing the company at S\$2.31 or 1x P/B, a removal of such an overhang could result in valuation upside towards +1SD above 1x P/B or S\$2.80. As seen in the chart on the RHS, STM is exposed to the five largest regions for floating production projects that have been planned but not awarded. Given its admirable track record for safe and reliable deliveries, we believe STM is in a strong position to win a number of these projects over the next 12-24 months.

PEER COMPARISON - SHIPYARDS

| Company | Ticker | Rec | Price (1cy) | | Upside to TP (%) | Market Cap (US\$m) | PE (x) | | P/B (x) | | EV/EBITDA (x) | | ROE% | Yield (%) |
|-------------------------------|-----------|-----|-------------|---------|------------------|--------------------|-------------|-------------|------------|------------|---------------|------------|-------------|------------|
| | | | 18 Sep | Target | | | 2024F | 2025F | 2024F | 2025F | 2024F | 2025F | | |
| Seatrium | STM SP | BUY | 1.68 | 2.31 | 37.5% | 4,298 | 54.1 | 19.3 | 1.0 | 0.9 | 10.3 | 8.3 | 1.6 | 0.0 |
| Yangzijiang Shipbldg | YZJSGD SP | BUY | 2.63 | 3.40 | 29.3% | 7,823 | 9.1 | 7.7 | 2.0 | 1.6 | 5.9 | 5.0 | 25.7 | 3.4 |
| Marco Polo Marine* | MPM SP | BUY | 0.054 | 0.061 | 20.4% | 155 | 8.0 | 7.5 | 1.1 | 1.0 | 2.9 | 2.7 | 13.6 | 2.8 |
| Average – Spore-listed | | | | | | | 23.7 | 11.5 | 1.4 | 1.2 | 6.4 | 5.3 | 13.6 | 2.1 |
| Hanwha Ocean Co | 042660 KS | NR | 30,600 | 35,555 | 16.2% | 7,085 | 50.1 | 21.8 | 2.1 | 1.9 | 27.6 | 14.7 | 4.1 | 0.0 |
| Samsung Heavy Ind | 010140 KS | NR | 10,340 | 14,313 | 38.4% | 6,873 | 34.3 | 16.3 | 2.4 | 2.1 | 16.2 | 11.1 | 7.3 | 0.0 |
| HD Korea Shipbldg | 009540 KS | NR | 183,000 | 237,000 | 29.5% | 9,774 | 13.4 | 8.0 | 1.2 | 1.0 | 7.0 | 4.3 | 8.4 | 1.0 |
| Average – Sector | | | | | | | 28.2 | 13.4 | 1.6 | 1.4 | 11.7 | 7.7 | 10.1 | 1.2 |

Note: * fiscal year ending 30 September; NR = Not Rated, based on Bloomberg consensus
Source: Bloomberg, UOB Kay Hian

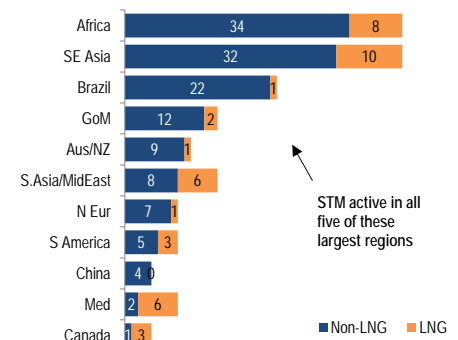
OVERWEIGHT
(Maintained)

SECTOR PICKS

| Company | Ticker | Rec | Price (S\$) | |
|-------------------|-----------|-----|-------------|--------|
| | | | 18 Sep | Target |
| Keppel | KEP SP | BUY | 6.51 | 8.86 |
| Seatrium | STM SP | BUY | 1.68 | 2.31 |
| Semb Industries | SCI SP | BUY | 5.30 | 7.47 |
| Yangzijiang | YZJSGD SP | BUY | 2.63 | 3.40 |
| Marco Polo Marine | MPM SP | BUY | 0.054 | 0.061 |

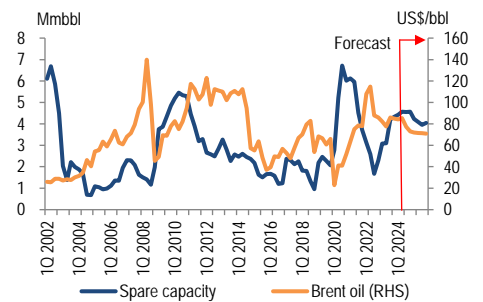
Source: Bloomberg, UOB Kay Hian

NO. OF FLOATING PRODUCTION PROJECTS IN THE PLANNING PIPELINE, BY REGION



Source: EMA

OPEC SPARE CAPACITY VS BRENT OIL PRICE



Source: US Energy Information Administration, Bloomberg

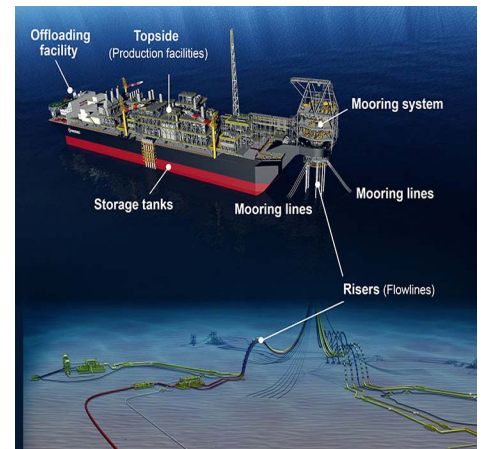
ANALYST(S)

Adrian Loh
+65 6590 6633
adrianloh@uobkayhian.com

ESSENTIALS

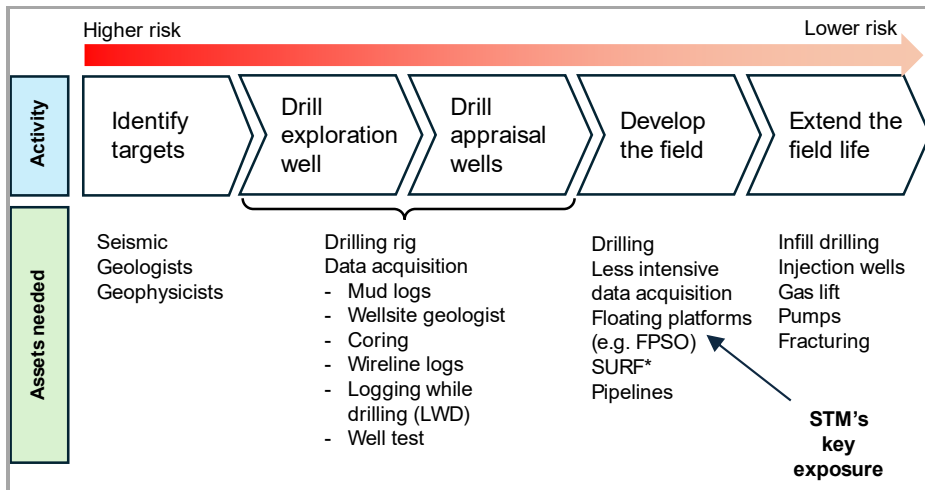
- **What are FPSOs...** FPSOs, or floating production, storage and off-take vessels, are ships that have been converted (typically from an oil tanker or built from scratch) to accept oil production from subsurface wells and store the produced oil until a tanker comes alongside to unload it (see diagram on RHS). FPSOs can range in sophistication from simple barge-like vessels anchored via chains to huge dynamically positioned ships capable of separating out oil/gas and water, storing over 2mmbbl of oil and re-injecting produced water or gas.
- **...and why were they chosen for offshore Brazil?** FPSOs are the most common solution to deepwater developments and were chosen by Petrobras due to three main reasons: a) Brazil's offshore oil reserves are located in very deep waters of >2,000 meters where fixed platforms are not feasible, b) FPSOs do not require expensive pipeline infrastructure to transport oil and gas from offshore fields to onshore facilities as they store produced oil on-site, thus reducing the need for continuous transportation and making them cost-effective for remote fields, c) FPSOs can be relocated or repurposed for different fields once the initial oil field depletes vs fixed platforms which are more permanent and costly to decommission or abandon.
- **STM's exposure to Brazil is lower risk.** Looking at the diagram below on the life cycle of an oil field, one can see that STM's key exposure is when FPSOs are needed in field development which is late-cycle and lower-risk. In this stage, the high-risk part of exploration and appraisal is over and the oil company – certain that it has commercial amounts of oil and gas in the ground – will have declared Final Investment Decision, and more importantly allocated capex to the project. Thus, only the construction and installation of the FPSO is needed to be completed prior to commencement of oil and gas production.

THE FPSO ECOSYSTEM



Source: MODEC

LIFE CYCLE OF AN OIL FIELD AND STM'S KEY SUB-SECTOR EXPOSURE



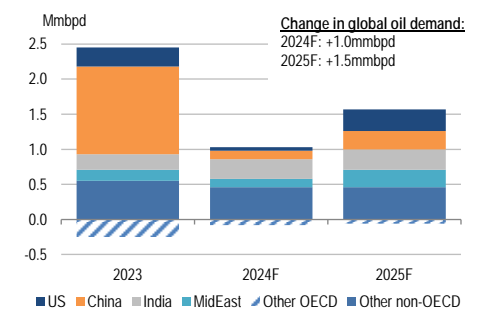
Note: * subsea umbilicals, risers and flowlines
Source: UOB Kay Hian

- **Large pipeline of floating production projects yet to be awarded.** According to Energy Maritime Associates, there are 177 projects in the pipeline as at end-Aug 24 with 59 projects (33%) in the bidding/final design stage, 86 projects (49%) in the planning phase and 32 projects (18%) in the appraisal stage. A significant chunk of the appraisal projects is from Africa where political and financial issues have been key hurdles. However, STM has benefited from Africa given its ties with ExxonMobil's exploration activities in Guyana. In the past decade, ExxonMobil has discovered 11b boe of recoverable oil with STM delivering the Liza Unity FPSO in 2021 for its client's Stabroek block.

RISKS TO OUR THESIS

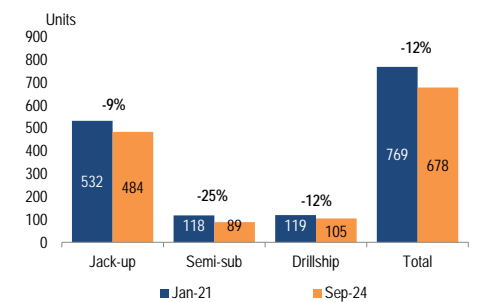
- Delays in project sanctioning due to supply chain issues; lack of financing for fossil fuel-related industries; global recession leading to lower oil prices and lower capex spending.

INCREMENTAL OIL DEMAND GROWTH PER YEAR



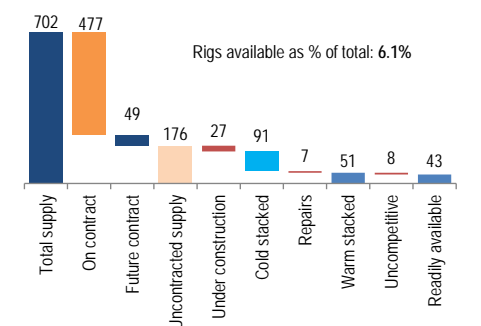
Source: US Energy Information Administration (Jul 24)

CHANGE IN TOTAL NUMBER OF OFFSHORE ASSETS GLOBALLY: SEP 24 VS JAN 21



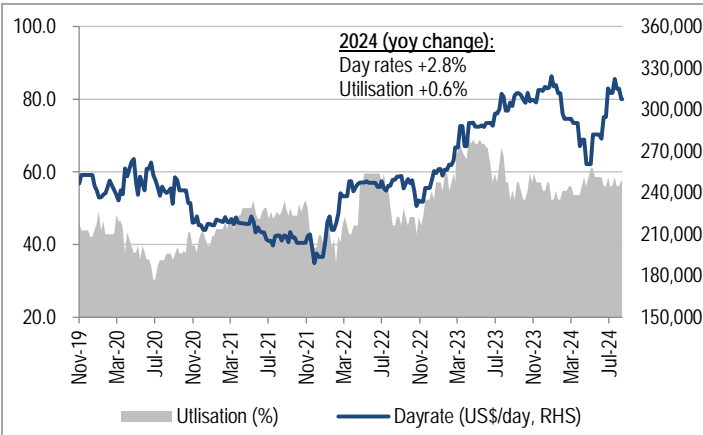
Source: Bassoe Analytics

% OF RIGS UTILISED AND AVAILABLE GLOBALLY



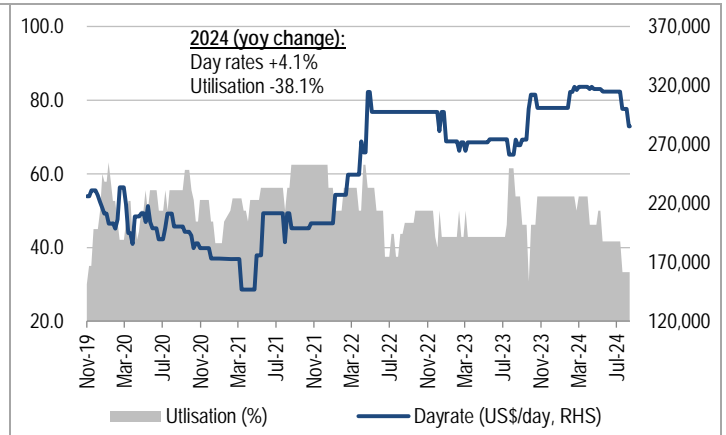
Source: Bassoe Analytics

DAYRATE & UTILISATION: SEMISUB 8000'



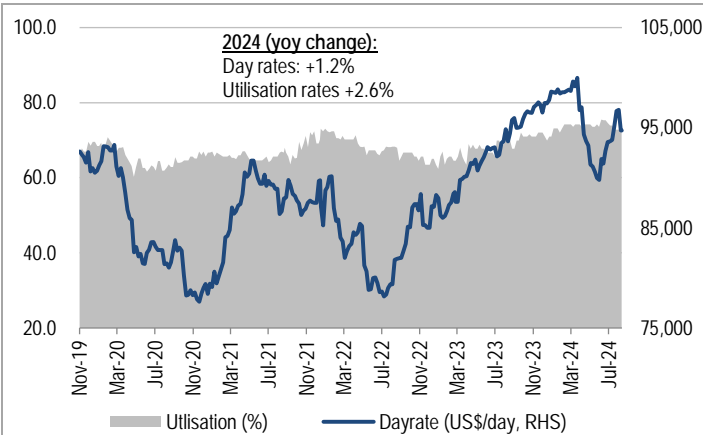
Source: Rigzone, Bloomberg

DAYRATE & UTILISATION: SEMISUB 5000-8000'



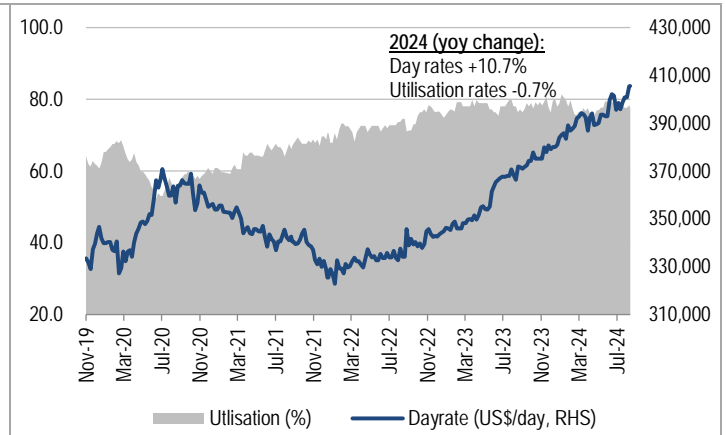
Source: Rigzone, Bloomberg

DAYRATE & UTILISATION: JACKUP 300+ INDEPENDENT CANTILEVERED



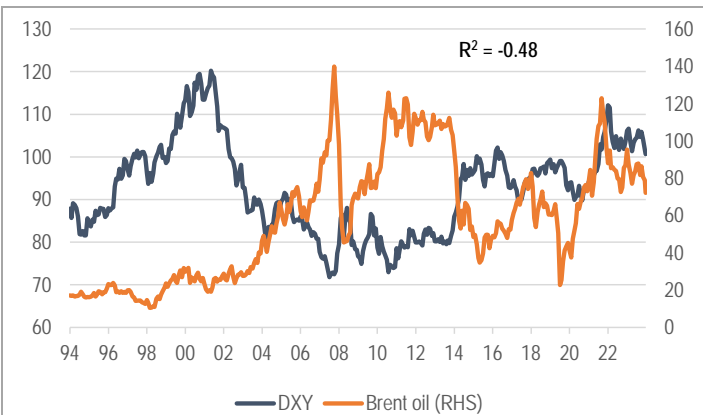
Source: Rigzone, Bloomberg

DAYRATE & UTILISATION: DRILLSHIP



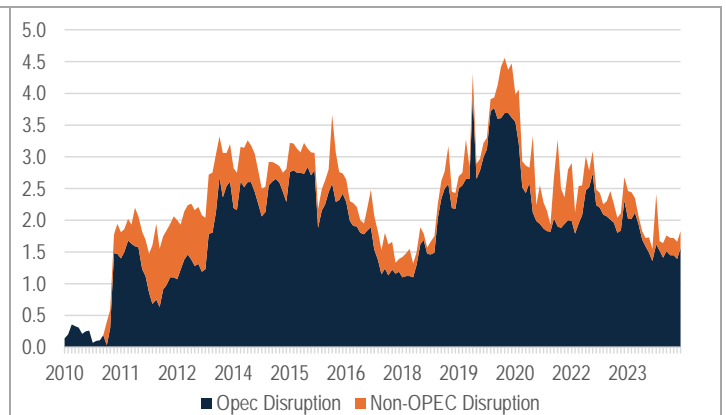
Source: Rigzone, Bloomberg

NEGATIVE CORRELATION BETWEEN U.S. DOLLAR INDEX & BRENT OIL PRICE



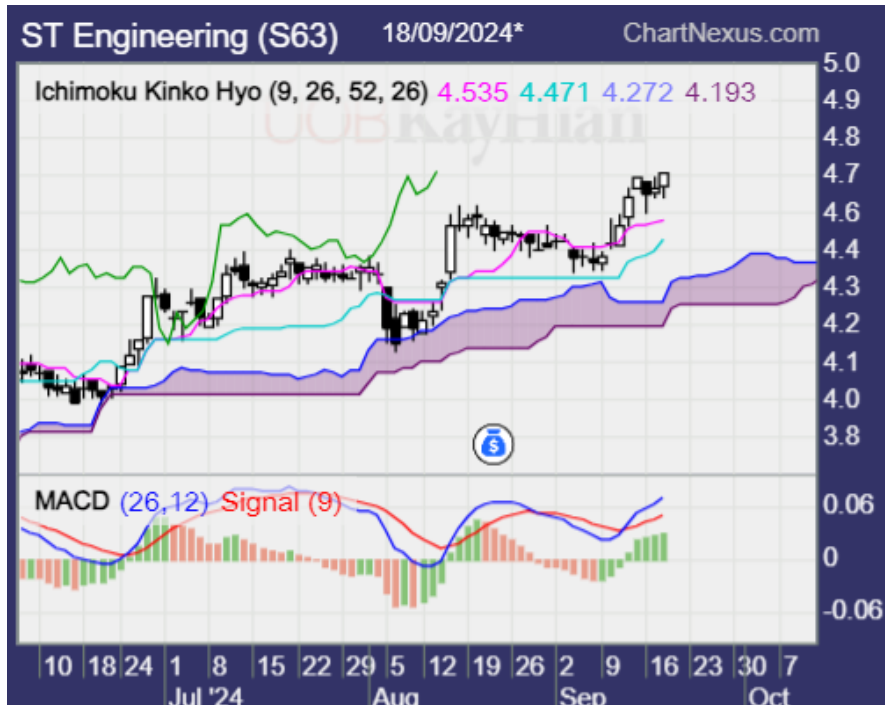
Note: R^2 is statistically significant negative correlation given sample size of 361
Source: Bloomberg

DISRUPTIONS TO GLOBAL OIL PRODUCTION: OPEC VS NON-OPEC (MMBL)



Source: US Energy Information Agency

TRADERS' CORNER



Singapore Tech Engineering (STE SP)

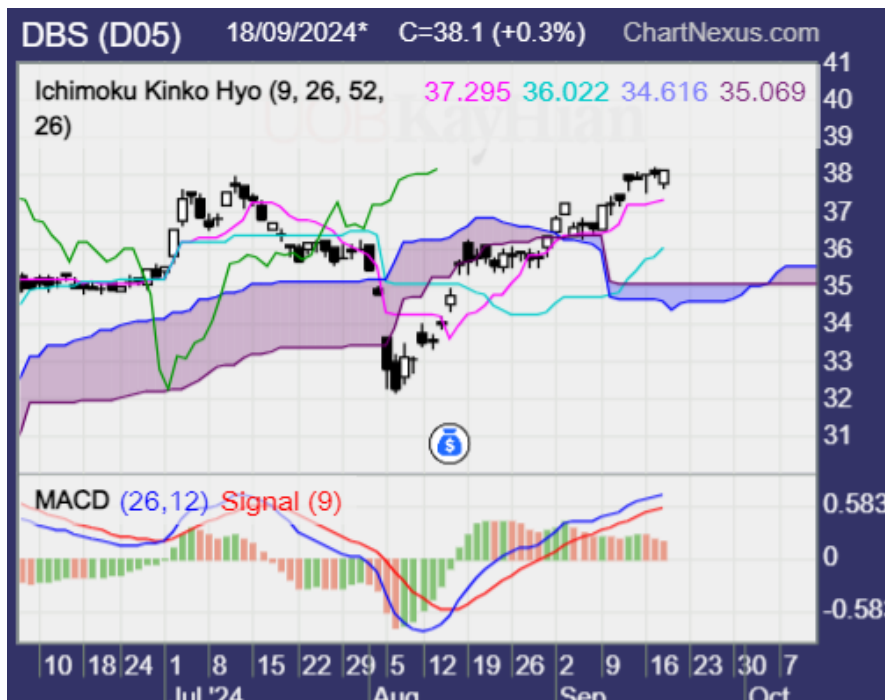
Trading buy range: S\$4.65-4.66
 Last price: S\$4.69
 Target price: S\$5.04
 Protective stop: S\$4.53

The price is trading above the cloud, keeping the uptrend intact. Conversion and base lines remain in a bullish crossover and are rising. The MACD is strong and bullish. We are likely to see the price continuing to move higher.

We see increasing odds of stock price testing S\$5.04. Stop-loss could be placed at S\$4.53.

Approximate timeframe on average: 1-2 weeks (initiate this trade idea if the stock hits the entry price range within three trading days)

Our institutional research has a fundamental BUY and target price of S\$4.95.



DBS Group Holdings (DBS SP)

Trading buy range: S\$37.88-37.89
 Last price: S\$38.10
 Target price: S\$40.44
 Protective stop: S\$37.15

The chart outlook remains bullish as the price is trading above the cloud. The conversion line is acting as support at the moment. The MACD is bullish and is rising. These could increase chances of the stock price moving higher.

We see increasing odds of stock price testing S\$40.44. Stop-loss could be placed at S\$37.15.

Approximate timeframe on average: 1-2 weeks (initiate this trade idea if the stock hits the entry price range within three trading days)

Our institutional research has a fundamental BUY and target price of S\$41.50.

ANALYST(S)
Wong Shueh Ting, CFTe
 +65 6590 6616
 shuehting@uobkayhian.com

Disclosures/Disclaimers

This report is prepared by UOB Kay Hian Private Limited ("UOBKH"), which is a holder of a capital markets services licence and an exempt financial adviser in Singapore.

This report is provided for information only and is not an offer or a solicitation to deal in securities or to enter into any legal relations, nor an advice or a recommendation with respect to such securities.

This report is prepared for general circulation. It does not have regard to the specific investment objectives, financial situation and the particular needs of any recipient hereof. Advice should be sought from a financial adviser regarding the suitability of the investment product, taking into account the specific investment objectives, financial situation or particular needs of any person in receipt of the recommendation, before the person makes a commitment to purchase the investment product.

This report is confidential. This report may not be published, circulated, reproduced or distributed in whole or in part by any recipient of this report to any other person without the prior written consent of UOBKH. This report is not directed to or intended for distribution to or use by any person or any entity who is a citizen or resident of or located in any locality, state, country or any other jurisdiction as UOBKH may determine in its absolute discretion, where the distribution, publication, availability or use of this report would be contrary to applicable law or would subject UOBKH and its connected persons (as defined in the Financial Advisers Act, Chapter 110 of Singapore) to any registration, licensing or other requirements within such jurisdiction.

The information or views in the report ("Information") has been obtained or derived from sources believed by UOBKH to be reliable. However, UOBKH makes no representation as to the accuracy or completeness of such sources or the Information and UOBKH accepts no liability whatsoever for any loss or damage arising from the use of or reliance on the Information. UOBKH and its connected persons may have issued other reports expressing views different from the Information and all views expressed in all reports of UOBKH and its connected persons are subject to change without notice. UOBKH reserves the right to act upon or use the Information at any time, including before its publication herein.

Except as otherwise indicated below, (1) UOBKH, its connected persons and its officers, employees and representatives may, to the extent permitted by law, transact with, perform or provide broking, underwriting, corporate finance-related or other services for or solicit business from, the subject corporation(s) referred to in this report; (2) UOBKH, its connected persons and its officers, employees and representatives may also, to the extent permitted by law, transact with, perform or provide broking or other services for or solicit business from, other persons in respect of dealings in the securities referred to in this report or other investments related thereto; (3) the officers, employees and representatives of UOBKH may also serve on the board of directors or in trustee positions with the subject corporation(s) referred to in this report. (All of the foregoing is hereafter referred to as the "Subject Business"); and (4) UOBKH may otherwise have an interest (including a proprietary interest) in the subject corporation(s) referred to in this report.

As of the date of this report, no analyst responsible for any of the content in this report has any proprietary position or material interest in the securities of the corporation(s) which are referred to in the content they respectively author or are otherwise responsible for.

IMPORTANT DISCLOSURES FOR U.S. PERSONS

This research report was prepared by UOBKH, a company authorized, as noted above, to engage in securities activities in Singapore. UOBKH is not a registered broker-dealer in the United States and, therefore, is not subject to U.S. rules regarding the preparation of research reports and the independence of research analysts. This research report is provided for distribution by UOBKH (whether directly or through its US registered broker dealer affiliate named below) to "major U.S. institutional investors" in reliance on the exemption from registration provided by Rule 15a-6 of the U.S. Securities Exchange Act of 1934, as amended (the "Exchange Act"). All US persons that receive this document by way of distribution from or which they regard as being from UOBKH by their acceptance thereof represent and agree that they are a major institutional investor and understand the risks involved in executing transactions in securities.

Any U.S. recipient of this research report wishing to effect any transaction to buy or sell securities or related financial instruments based on the information provided in this research report should do so only through UOB Kay Hian (U.S.) Inc ("UOBKHUS"), a registered broker-dealer in the United States. Under no circumstances should any recipient of this research report effect any transaction to buy or sell securities or related financial instruments through UOBKH.

UOBKHUS accepts responsibility for the contents of this research report, subject to the terms set out below, to the extent that it is delivered to and intended to be received by a U.S. person other than a major U.S. institutional investor.

The analyst whose name appears in this research report is not registered or qualified as a research analyst with the Financial Industry Regulatory Authority ("FINRA") and may not be an associated person of UOBKHUS and, therefore, may not be subject to applicable restrictions under FINRA Rules on communications with a subject company, public appearances and trading securities held by a research analyst account.

Analyst Certification/Regulation AC

Each research analyst of UOBKH who produced this report hereby certifies that (1) the views expressed in this report accurately reflect his/her personal views about all of the subject corporation(s) and securities in this report; (2) the report was produced independently by him/her; (3) he/she does not carry out, whether for himself/herself or on behalf of UOBKH or any other person, any of the Subject Business involving any of the subject corporation(s) or securities referred to in this report; and (4) he/she has not received and will not receive any compensation that is directly or indirectly related or linked to the recommendations or views expressed in this report or to any sales, trading, dealing or corporate finance advisory services or transaction in respect of the securities in this report. However, the compensation received by each such research analyst is based upon various factors, including UOBKH's total revenues, a portion of which are generated from UOBKH's business of dealing in securities.

Reports are distributed in the respective countries or jurisdictions by the respective entities and are subject to the additional restrictions listed in the following table.

| | |
|-----------------------------------|---|
| General | This report is not intended for distribution, publication to or use by any person or entity who is a citizen or resident of or located in any country or jurisdiction where the distribution, publication or use of this report would be contrary to applicable law or regulation. |
| Hong Kong | This report is distributed in Hong Kong by UOB Kay Hian (Hong Kong) Limited ("UOBKHHK"), which is regulated by the Securities and Futures Commission of Hong Kong. Neither the analyst(s) preparing this report nor his associate, has trading and financial interest and relevant relationship specified under Para. 16.4 of Code of Conduct in the listed corporation covered in this report. UOBKHHK does not have financial interests and business relationship specified under Para. 16.5 of Code of Conduct with the listed corporation covered in this report. Where the report is distributed in Hong Kong and contains research analyses or reports from a foreign research house, please note: (i) recipients of the analyses or reports are to contact UOBKHHK (and not the relevant foreign research house) in Hong Kong in respect of any matters arising from, or in connection with, the analysis or report; and (ii) to the extent that the analyses or reports are delivered to and intended to be received by any person in Hong Kong who is not a professional investor, or institutional investor, UOBKHHK accepts legal responsibility for the contents of the analyses or reports only to the extent required by law. |
| Indonesia | This report is distributed in Indonesia by PT UOB Kay Hian Sekuritas, which is regulated by Financial Services Authority of Indonesia ("OJK"). Where the report is distributed in Indonesia and contains research analyses or reports from a foreign research house, please note recipients of the analyses or reports are to contact PT UOBKH (and not the relevant foreign research house) in Indonesia in respect of any matters arising from, or in connection with, the analysis or report. |
| Malaysia | Where the report is distributed in Malaysia and contains research analyses or reports from a foreign research house, the recipients of the analyses or reports are to contact UOBKHM (and not the relevant foreign research house) in Malaysia, at +603-21471988, in respect of any matters arising from, or in connection with, the analysis or report as UOBKHM is the registered person under CMSA to distribute any research analyses in Malaysia. |
| Singapore | This report is distributed in Singapore by UOB Kay Hian Private Limited ("UOBKH"), which is a holder of a capital markets services licence and an exempt financial adviser regulated by the Monetary Authority of Singapore. Where the report is distributed in Singapore and contains research analyses or reports from a foreign research house, please note: (i) recipients of the analyses or reports are to contact UOBKH (and not the relevant foreign research house) in Singapore in respect of any matters arising from, or in connection with, the analysis or report; and (ii) to the extent that the analyses or reports are delivered to and intended to be received by any person in Singapore who is not an accredited investor, expert investor or institutional investor, UOBKH accepts legal responsibility for the contents of the analyses or reports only to the extent required by law. |
| Thailand | This report is distributed in Thailand by UOB Kay Hian Securities (Thailand) Public Company Limited, which is regulated by the Securities and Exchange Commission of Thailand. |
| United Kingdom | This report is being distributed in the UK by UOB Kay Hian (U.K.) Limited, which is an authorised person in the meaning of the Financial Services and Markets Act and is regulated by The Financial Conduct Authority. Research distributed in the UK is intended only for institutional clients. |
| United States of America ('U.S.') | This report cannot be distributed into the U.S. or to any U.S. person or entity except in compliance with applicable U.S. laws and regulations. It is being distributed in the U.S. by UOB Kay Hian (US) Inc, which accepts responsibility for its contents. Any U.S. person or entity receiving this report and wishing to effect transactions in any securities referred to in the report should contact UOB Kay Hian (US) Inc. directly. |

Copyright 2024, UOB Kay Hian Pte Ltd. All rights reserved.

<http://research.uobkayhian.com>

RCB Regn. No. 197000447W