

SMALL/MID CAP HIGHLIGHTS

Sheffield Green (SHEFG SP)

Building The Renewable Energy Workforce Of The Future

During our Oct 24 visit to Sheffield Green’s Chiayi training centre, we observed advanced facilities and GWO-accredited programmes addressing Taiwan’s offshore wind labour needs. With VR-based training and experienced instructors, the centre supports Taiwan’s renewable energy goals while solidifying Sheffield Green’s leadership in Asia-Pacific workforce development. Sheffield Green is poised to capture growing demand for skilled workers across its operating markets.

WHAT’S NEW

- **Leading HR solutions for renewable energy industry.** Sheffield Green, headquartered in Singapore with offices in Asia and Europe, specializes in HR services for the renewable energy sector. Its services are segmented into: a) providing personnel from C-suite to offshore crew, and b) offering ancillary services like visa processing, training, and logistics. With niche expertise and strong industry relations, it is a trusted partner for renewable energy projects.
- **Renewable energy boom fuels demand for skilled workforce...** The offshore wind market is projected to grow from US\$46.6b in 2024 to US\$325b by 2034 (21.4% CAGR). Global renewable energy jobs are set to triple to 38.2m by 2030, driven by advancements and policies like the US Inflation Reduction Act. Sheffield Green is therefore leveraging this growth by expanding its presence in key markets like Taiwan, Poland, South Korea, the US and Japan, positioning itself as a global HR provider for the renewable energy industry.
- **...which Sheffield is poised to capitalise on through its global expansion efforts.** The company launched its first training centre in Chiayi, Taiwan in Oct 24 to address the skilled labour shortage in the offshore wind sector. The centre offers Global Wind Organisation (GWO)-accredited programmes, including first aid, working at heights, fire awareness, and sea survival, utilising advanced tools like VR-based training. This aligns with Taiwan’s target to generate 20% of its electricity from renewable sources by 2025, supported by US\$33b in investments and 20,000 new jobs. The Chiayi centre boosts revenue and solidifies Sheffield Green’s role in Asia-Pacific workforce development. To scale this model, Sheffield Green plans to expand training centres to key markets like Japan, South Korea, and the Philippines. It has also recently signed an MOU to acquire a training facility in Gran Canaria, Spain, to support Europe’s offshore wind industry, which is projected to reach US\$325b by 2034.
- **Resilient financial performance.** The company maintained gross margins at 29.5% in FY24 (FY23: 29.6%) despite a 62.2% rise in expenses due to one-off listing costs and higher headcount. Though adjusted net profit was lower yoy at US\$1.08m (FY23: US\$3.53m), the company recorded positive cash flows of US\$2.1m, and a strong net cash position of US\$5.8m.

KEY FINANCIALS

Year to 30 Jun (US\$m)	2020	2021	2022	2023	2024
Net turnover	2.5	3.9	7.8	27.6	17.3
EBITDA	(0.3)	0.3	0.1	4.9	1.2
Operating profit	(0.3)	0.3	0.0	4.8	1.1
Net profit (rep./act.)	(0.3)	0.2	(0.2)	3.5	0.1
Net profit (adj.)	(0.3)	0.2	(0.2)	3.5	0.1
EPS (S\$ cents)	n.a.	n.a.	n.a.	n.a.	n.a.
PE (x)	n.a.	n.a.	n.a.	n.a.	n.a.
P/B (x)	n.a.	n.a.	n.a.	n.a.	n.a.
EV/EBITDA (x)	n.a.	98.7	304.8	5.5	22.1
Dividend yield (%)	0.0	0.0	0.0	0.0	0.0
Net margin (%)	(10.6)	5.2	(2.0)	12.6	0.5
Net debt/(cash) to equity (%)	n.a.	n.a.	n.a.	n.a.	n.a.
Interest cover (x)	n.a.	681.5	126.1	301.9	73.9
ROE (%)	n.a.	n.a.	n.a.	n.a.	n.a.

Source: Sheffield Green, Bloomberg, UOB Kay Hian

NOT RATED

Share Price	S\$0.194
Target Price	n.a.
Upside	n.a.

COMPANY DESCRIPTION

Sheffield Green Ltd. operates as a global recruitment company. The Company selects, recruits, employs, manages, and fulfils the staffing needs of the renewable energy industry. Sheffield Green serves customers worldwide.

STOCK DATA

GICS sector	Industrials
Bloomberg ticker:	SHEFG SP
Shares issued (m):	186.3
Market cap (S\$m):	36.1
Market cap (US\$m):	26.9
3-mth avg daily t'over (US\$m):	0.0

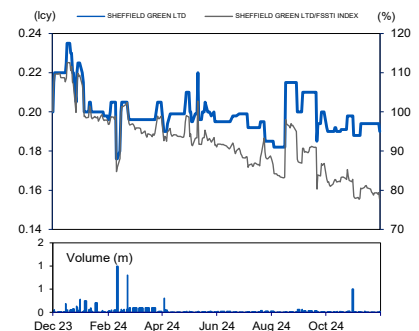
Price Performance (%)

52-week high/low	S\$ 0.235/S\$ 0.173			
1mth	3mth	6mth	1yr	YTD
(2.0)	(9.8)	(2.0)	(2.5)	(17.4)

Major Shareholders

	%
Sheffield Energie	73.4
Wee Choo Chua	5.4
NAV/Share (US\$)	0.0

PRICE CHART

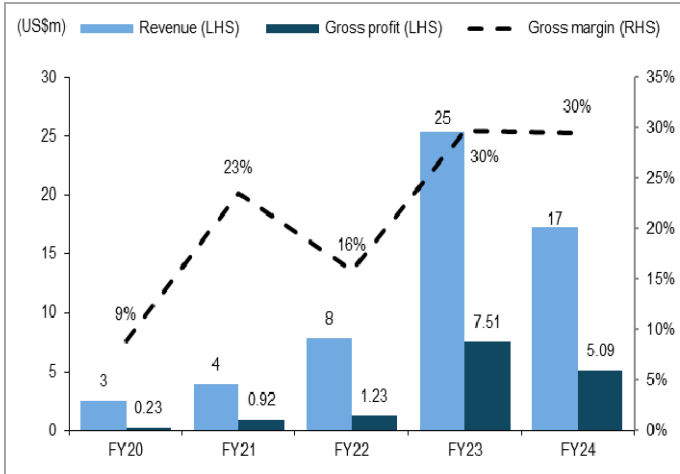


Source: Bloomberg

ANALYST(S)

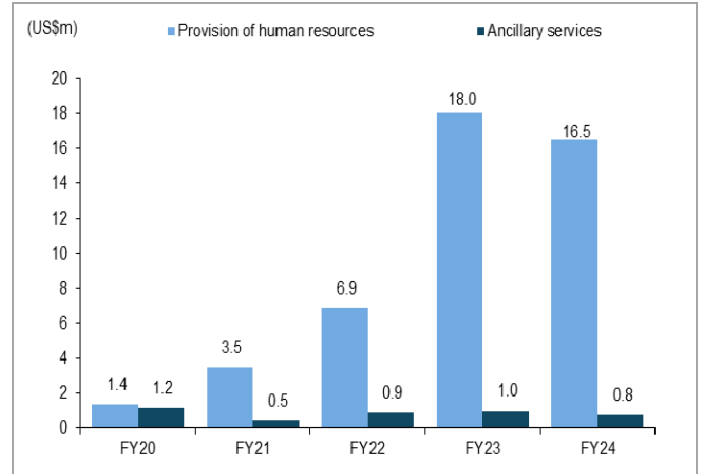
Singapore Research Team
 +65 6535 6868
 research@uobkayhian.com

REVENUE, GROSS PROFIT AND GROSS MARGIN (FY20-FY24)



Source: Sheffield Green, UOB Kay Hian

REVENUE BY BUSINESS SEGMENT (FY20-FY24)



Source: Sheffield Green, UOB Kay Hian

WORKING AT HEIGHT TRAINING FACILITY



Source: Sheffield Green, UOB Kay Hian

CLASSROOM TRAINING AREA



Source: Sheffield Green, UOB Kay Hian

VIRTUAL REALITY TRAINING FOR FIRE RESPONSE SITUATIONS



Source: Sheffield Green, UOB Kay Hian

SEA SURVIVAL COURSE AREA



Source: Sheffield Green, UOB Kay Hian

PROFIT & LOSS

Year to 30 Jun (US\$m)	2021	2022	2023	2024
Net turnover	3.9	7.8	27.6	17.3
EBITDA	0.3	0.1	4.9	1.2
Deprec. & amort.	0.0	0.1	0.1	0.1
EBIT	0.3	0.0	4.8	1.1
Total other non-operating income	0.0	0.0	0.0	0.0
Associate contributions	0.0	0.0	0.0	0.0
Net interest income/(expense)				
Pre-tax profit	0.3	(0.1)	4.8	1.1
Tax	(0.1)	(0.1)	(1.3)	(0.9)
Minorities	0.0	0.0	0.0	0.0
Net profit	0.2	(0.2)	3.5	0.1
Net profit (adj.)	0.2	(0.2)	3.5	0.1

CASH FLOW

Year to 30 Jun (US\$m)	2021	2022	2023	2024
Operating	(0.1)	(0.6)	2.1	2.1
Profit for the year	0.3	(0.1)	4.8	1.1
Tax	(0.1)	(0.1)	(1.3)	(0.9)
Deprec. & amort.	0.0	0.1	0.1	0.1
Associates	0.0	0.0	0.0	0.0
Working capital changes	(0.3)	(0.6)	(2.8)	2.6
Non-cash items	0.1	0.1	1.3	(0.7)
Other operating cashflows	0.0	0.0	0.0	0.0
Investing	(0.1)	(0.1)	(0.0)	(1.4)
Capex (growth)	(0.0)	(0.0)	(0.0)	(0.0)
Investment	0.0	0.0	0.0	0.0
Others	(0.1)	(0.1)	(0.0)	(1.3)
Financing	0.4	1.2	0.8	2.2
Dividend payments	0.0	0.0	0.0	0.0
Proceeds from borrowings	0.2	0.4	1.0	0.8
Loan repayment	(0.0)	(0.2)	(0.5)	(0.5)
Others/interest paid	0.2	1.1	0.4	1.9
Net cash inflow (outflow)	0.2	0.6	2.9	3.0
Beginning cash & cash equivalent	0.1	0.2	0.8	3.6
Changes due to forex impact	0.0	0.0	0.0	0.0
Ending cash & cash equivalent	0.2	0.8	3.6	6.6

BALANCE SHEET

Year to 30 Jun (US\$m)	2021	2022	2023	2024
Fixed assets	0.1	0.0	0.1	0.5
Other LT assets	0.1	0.2	0.1	0.7
Cash/ST investment	0.2	0.8	3.6	6.6
Other current assets	1.3	3.1	8.1	4.0
Total assets	1.8	4.1	12.0	11.8
ST debt	0.1	0.0	0.5	0.9
Other current liabilities	1.5	3.0	6.5	3.0
LT debt	0.0	0.0	0.0	0.3
Other LT liabilities	0.0	0.0	0.0	0.0
Shareholders' equity	0.1	1.1	4.9	7.5
Minority interest	0.0	0.0	0.0	0.0
Total liabilities & equity	1.8	4.1	12.0	11.8

KEY METRICS

Year to 30 Jun (US\$m)	2021	2022	2023	2024
Profitability				
EBITDA margin	6.9	1.1	17.6	7.1
Pre-tax margin	7.9	(1.3)	17.2	6.4
Net margin	5.2	(2.0)	12.6	0.5
ROA	13.0	(5.2)	43.2	0.7
ROE	(429.4)	(24.0)	114.8	1.3
Growth				
Turnover	55.2	97.6	255.4	(37.5)
EBITDA	n.a.	(67.6)	5,404.0	(74.9)
Pre-tax profit	n.a.	n.a.	n.a.	(76.8)
Net profit	n.a.	n.a.	n.a.	(97.7)
Net profit (adj.)	n.a.	n.a.	n.a.	(97.7)
EPS	n.a.	n.a.	n.a.	n.a.
Leverage				
Debt to total capital	4.2	0.4	4.5	10.4
Debt to equity	52.5	1.6	11.0	16.3
Net debt/(cash) to equity	(100.5)	(67.3)	(63.1)	(71.5)
Interest cover (x)	>100	>100	>100	73.9

Disclosures/Disclaimers

This report is prepared by UOB Kay Hian Private Limited ("UOBKH"), which is a holder of a capital markets services licence and an exempt financial adviser in Singapore.

This report is provided for information only and is not an offer or a solicitation to deal in securities or to enter into any legal relations, nor an advice or a recommendation with respect to such securities.

This report is prepared for general circulation. It does not have regard to the specific investment objectives, financial situation and the particular needs of any recipient hereof. Advice should be sought from a financial adviser regarding the suitability of the investment product, taking into account the specific investment objectives, financial situation or particular needs of any person in receipt of the recommendation, before the person makes a commitment to purchase the investment product.

This report is confidential. This report may not be published, circulated, reproduced or distributed in whole or in part by any recipient of this report to any other person without the prior written consent of UOBKH. This report is not directed to or intended for distribution to or use by any person or any entity who is a citizen or resident of or located in any locality, state, country or any other jurisdiction as UOBKH may determine in its absolute discretion, where the distribution, publication, availability or use of this report would be contrary to applicable law or would subject UOBKH and its connected persons (as defined in the Financial Advisers Act, Chapter 110 of Singapore) to any registration, licensing or other requirements within such jurisdiction.

The information or views in the report ("Information") has been obtained or derived from sources believed by UOBKH to be reliable. However, UOBKH makes no representation as to the accuracy or completeness of such sources or the Information and UOBKH accepts no liability whatsoever for any loss or damage arising from the use of or reliance on the Information. UOBKH and its connected persons may have issued other reports expressing views different from the Information and all views expressed in all reports of UOBKH and its connected persons are subject to change without notice. UOBKH reserves the right to act upon or use the Information at any time, including before its publication herein.

Except as otherwise indicated below, (1) UOBKH, its connected persons and its officers, employees and representatives may, to the extent permitted by law, transact with, perform or provide broking, underwriting, corporate finance-related or other services for or solicit business from, the subject corporation(s) referred to in this report; (2) UOBKH, its connected persons and its officers, employees and representatives may also, to the extent permitted by law, transact with, perform or provide broking or other services for or solicit business from, other persons in respect of dealings in the securities referred to in this report or other investments related thereto; (3) the officers, employees and representatives of UOBKH may also serve on the board of directors or in trustee positions with the subject corporation(s) referred to in this report. (All of the foregoing is hereafter referred to as the "Subject Business"); and (4) UOBKH may otherwise have an interest (including a proprietary interest) in the subject corporation(s) referred to in this report.

As of the date of this report, no analyst responsible for any of the content in this report has any proprietary position or material interest in the securities of the corporation(s) which are referred to in the content they respectively author or are otherwise responsible for.

IMPORTANT DISCLOSURES FOR U.S. PERSONS

This research report was prepared by UOBKH, a company authorized, as noted above, to engage in securities activities in Singapore. UOBKH is not a registered broker-dealer in the United States and, therefore, is not subject to U.S. rules regarding the preparation of research reports and the independence of research analysts. This research report is provided for distribution by UOBKH (whether directly or through its US registered broker dealer affiliate named below) to "major U.S. institutional investors" in reliance on the exemption from registration provided by Rule 15a-6 of the U.S. Securities Exchange Act of 1934, as amended (the "Exchange Act"). All US persons that receive this document by way of distribution from or which they regard as being from UOBKH by their acceptance thereof represent and agree that they are a major institutional investor and understand the risks involved in executing transactions in securities.

Any U.S. recipient of this research report wishing to effect any transaction to buy or sell securities or related financial instruments based on the information provided in this research report should do so only through UOB Kay Hian (U.S.) Inc ("UOBKHUS"), a registered broker-dealer in the United States. Under no circumstances should any recipient of this research report effect any transaction to buy or sell securities or related financial instruments through UOBKH.

UOBKHUS accepts responsibility for the contents of this research report, subject to the terms set out below, to the extent that it is delivered to and intended to be received by a U.S. person other than a major U.S. institutional investor.

The analyst whose name appears in this research report is not registered or qualified as a research analyst with the Financial Industry Regulatory Authority ("FINRA") and may not be an associated person of UOBKHUS and, therefore, may not be subject to applicable restrictions under FINRA Rules on communications with a subject company, public appearances and trading securities held by a research analyst account.

Analyst Certification/Regulation AC

Each research analyst of UOBKH who produced this report hereby certifies that (1) the views expressed in this report accurately reflect his/her personal views about all of the subject corporation(s) and securities in this report; (2) the report was produced independently by him/her; (3) he/she does not carry out, whether for himself/herself or on behalf of UOBKH or any other person, any of the Subject Business involving any of the subject corporation(s) or securities referred to in this report; and (4) he/she has not received and will not receive any compensation that is directly or indirectly related or linked to the recommendations or views expressed in this report or to any sales, trading, dealing or corporate finance advisory services or transaction in respect of the securities in this report. However, the compensation received by each such research analyst is based upon various factors, including UOBKH's total revenues, a portion of which are generated from UOBKH's business of dealing in securities.

Reports are distributed in the respective countries or jurisdictions by the respective entities and are subject to the additional restrictions listed in the following table.

General	This report is not intended for distribution, publication to or use by any person or entity who is a citizen or resident of or located in any country or jurisdiction where the distribution, publication or use of this report would be contrary to applicable law or regulation.
Hong Kong	This report is distributed in Hong Kong by UOB Kay Hian (Hong Kong) Limited ("UOBKHHK"), which is regulated by the Securities and Futures Commission of Hong Kong. Neither the analyst(s) preparing this report nor his associate, has trading and financial interest and relevant relationship specified under Para. 16.4 of Code of Conduct in the listed corporation covered in this report. UOBKHHK has provided investment banking services to the listed corporation covered in this report and has received compensation for such services in the preceding 12 months. Where the report is distributed in Hong Kong and contains research analyses or reports from a foreign research house, please note: (i) recipients of the analyses or reports are to contact UOBKHHK (and not the relevant foreign research house) in Hong Kong in respect of any matters arising from, or in connection with, the analysis or report; and (ii) to the extent that the analyses or reports are delivered to and intended to be received by any person in Hong Kong who is not a professional investor, or institutional investor, UOBKHHK accepts legal responsibility for the contents of the analyses or reports only to the extent required by law.
Indonesia	This report is distributed in Indonesia by PT UOB Kay Hian Sekuritas, which is regulated by Financial Services Authority of Indonesia ("OJK"). Where the report is distributed in Indonesia and contains research analyses or reports from a foreign research house, please note recipients of the analyses or reports are to contact PT UOBKH (and not the relevant foreign research house) in Indonesia in respect of any matters arising from, or in connection with, the analysis or report.
Malaysia	Where the report is distributed in Malaysia and contains research analyses or reports from a foreign research house, the recipients of the analyses or reports are to contact UOBKHM (and not the relevant foreign research house) in Malaysia, at +603-21471988, in respect of any matters arising from, or in connection with, the analysis or report as UOBKHM is the registered person under CMSA to distribute any research analyses in Malaysia.
Singapore	This report is distributed in Singapore by UOB Kay Hian Private Limited ("UOBKH"), which is a holder of a capital markets services licence and an exempt financial adviser regulated by the Monetary Authority of Singapore. Where the report is distributed in Singapore and contains research analyses or reports from a foreign research house, please note: (i) recipients of the analyses or reports are to contact UOBKH (and not the relevant foreign research house) in Singapore in respect of any matters arising from, or in connection with, the analysis or report; and (ii) to the extent that the analyses or reports are delivered to and intended to be received by any person in Singapore who is not an accredited investor, expert investor or institutional investor, UOBKH accepts legal responsibility for the contents of the analyses or reports only to the extent required by law.
Thailand	This report is distributed in Thailand by UOB Kay Hian Securities (Thailand) Public Company Limited, which is regulated by the Securities and Exchange Commission of Thailand.
United Kingdom	This report is being distributed in the UK by UOB Kay Hian (U.K.) Limited, which is an authorised person in the meaning of the Financial Services and Markets Act and is regulated by The Financial Conduct Authority. Research distributed in the UK is intended only for institutional clients.
United States of America ('U.S.')	This report cannot be distributed into the U.S. or to any U.S. person or entity except in compliance with applicable U.S. laws and regulations. It is being distributed in the U.S. by UOB Kay Hian (US) Inc, which accepts responsibility for its contents. Any U.S. person or entity receiving this report and wishing to effect transactions in any securities referred to in the report should contact UOB Kay Hian (US) Inc. directly.

Copyright 2024, UOB Kay Hian Pte Ltd. All rights reserved.

<http://research.uobkayhian.com>

RCB Regn. No. 197000447W